

TOSHIBA HIGH EFFICIENCY DIODE STACK (HED) SILICON EPITAXIAL TYPE

10DL2C48A, 10FL2C48A, U10DL2C48A, U10FL2C48A

SWITCHING MODE POWER SUPPLY APPLICATION CONVERTER & CHOPPER APPLICATION

- Repetitive Peak Reverse Voltage : $V_{RRM}=200, 300V$
- Average Output Rectified Current : $I_O=10A$
- Ultra Fast Reverse-Recovery Time : $t_{rr}=35ns$ Max.
- Low Switching Losses and Output Noise.

Unit in mm

10DL2C48A, 10FL2C48A		U10DL2C48A, U10FL2C48A	
	<ol style="list-style-type: none"> 1. ANODE 2. ANODE 3. CATHODE 		<ol style="list-style-type: none"> 1. ANODE 2. ANODE 3. CATHODE
JEDEC	—	JEDEC	—
EIAJ	—	EIAJ	—
TOSHIBA	12-10D1A	TOSHIBA	12-10D2A

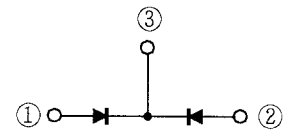
000707EAA1

- TOSHIBA is continually working to improve the quality and reliability of its products. Nevertheless, semiconductor devices in general can malfunction or fail due to their inherent electrical sensitivity and vulnerability to physical stress. It is the responsibility of the buyer, when utilizing TOSHIBA products, to comply with the standards of safety in making a safe design for the entire system, and to avoid situations in which a malfunction or failure of such TOSHIBA products could cause loss of human life, bodily injury or damage to property.
In developing your designs, please ensure that TOSHIBA products are used within specified operating ranges as set forth in the most recent TOSHIBA products specifications. Also, please keep in mind the precautions and conditions set forth in the "Handling Guide for Semiconductor Devices," or "TOSHIBA Semiconductor Reliability Handbook" etc..
- The TOSHIBA products listed in this document are intended for usage in general electronics applications (computer, personal equipment, office equipment, measuring equipment, industrial robotics, domestic appliances, etc.). These TOSHIBA products are neither intended nor warranted for usage in equipment that requires extraordinarily high quality and/or reliability or a malfunction or failure of which may cause loss of human life or bodily injury ("Unintended Usage"). Unintended Usage include atomic energy control instruments, airplane or spaceship instruments, transportation instruments, traffic signal instruments, combustion control instruments, medical instruments, all types of safety devices, etc.. Unintended Usage of TOSHIBA products listed in this document shall be made at the customer's own risk.
- The information contained herein is presented only as a guide for the applications of our products. No responsibility is assumed by TOSHIBA CORPORATION for any infringements of intellectual property or other rights of the third parties which may result from its use. No license is granted by implication or otherwise under any intellectual property or other rights of TOSHIBA CORPORATION or others.
- The information contained herein is subject to change without notice.

MAXIMUM RATINGS

CHARACTERISTIC		SYMBOL	RATING	UNIT
Repetitive Peak Reverse Voltage	10DL2C48A	VRRM	200	V
	U10DL2C48A			
	10FL2C48A		300	
	U10FL2C48A			
Average Output Rectified Current		IO	10	A
Peak One Cycle Surge Forward Current		IFSM	50 (50Hz)	A
			55 (60Hz)	
Junction Temperature		Tj	-40~150	°C
Storage Temperature Range		Tstg	-40~150	°C

POLARITY

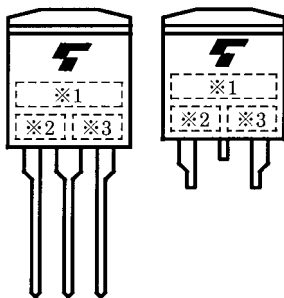


ELECTRICAL CHARACTERISTICS (Ta=25°C)

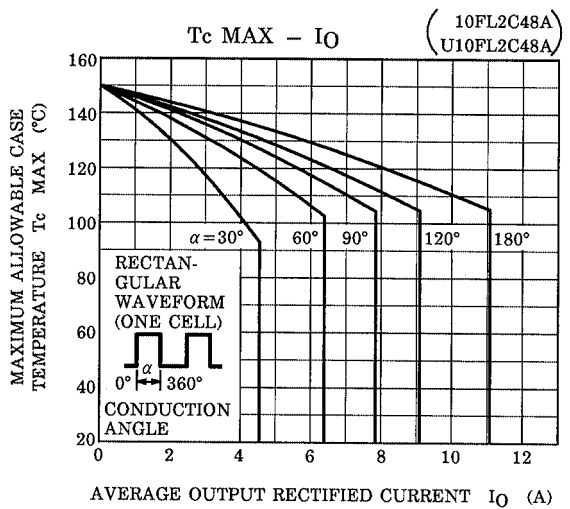
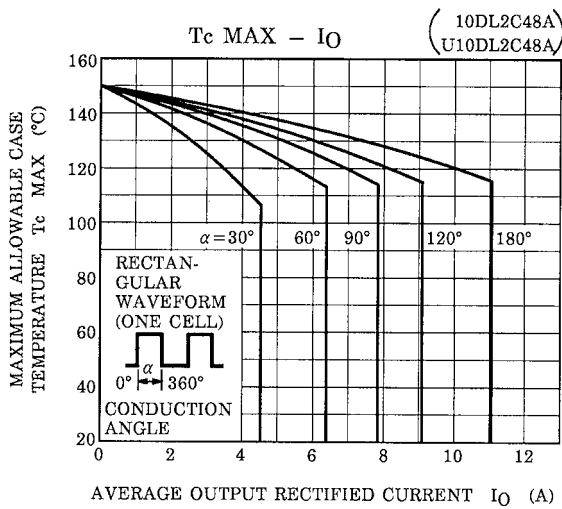
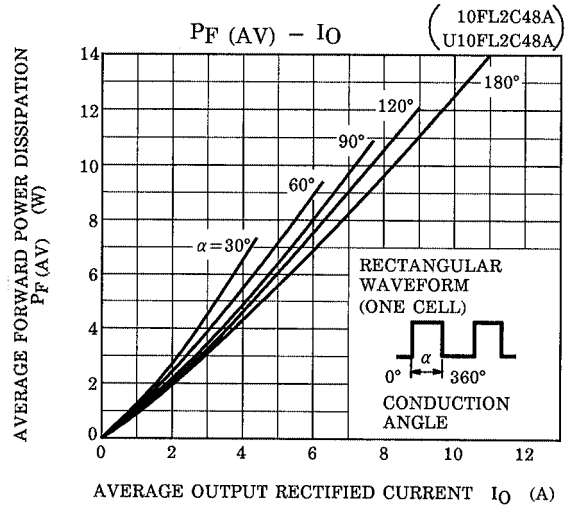
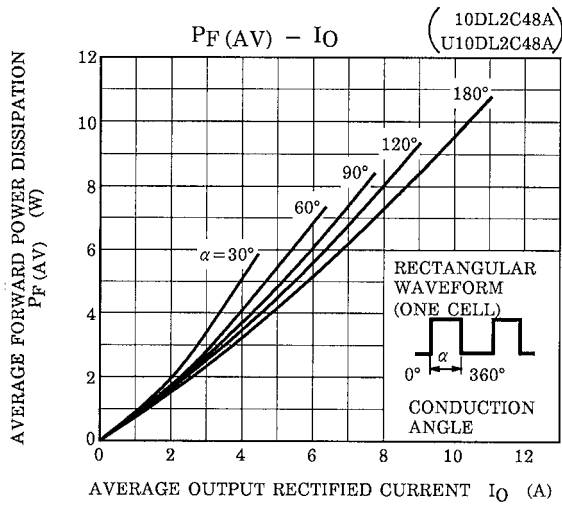
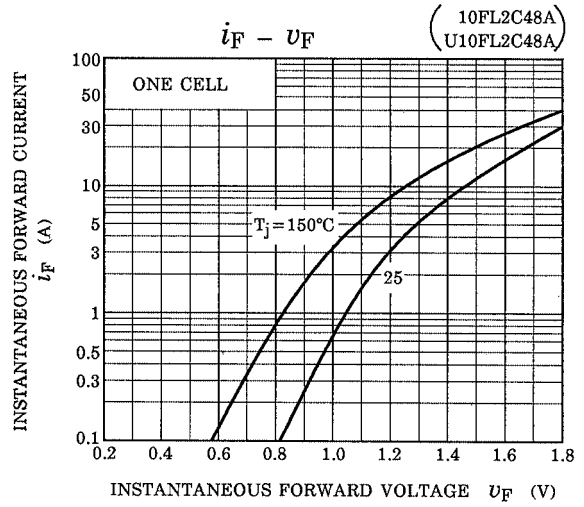
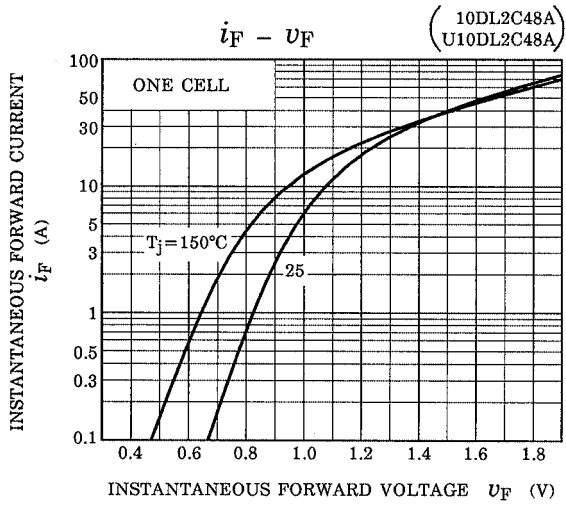
CHARACTERISTIC		SYMBOL	TEST CONDITION	MIN.	TYP.	MAX.	UNIT
Peak Forward Voltage	10DL2C48A	VFM	IFM=5A	—	—	0.98	V
	U10DL2C48A						
	10FL2C48A					1.3	
	U10FL2C48A						
Repetitive Peak Reverse Current		I _{RRM}	VRRM=Rated	—	—	10	μA
Reverse Recovery Time		t _{rr}	IF=2A, di / dt=-20A / μs	—	—	35	ns
Forward Recovery Time		t _{fr}	IF=1A	—	—	100	ns
Thermal Resistance		R _{th (j-c)}	DC Total, Junction to Case	—	—	2.5	°C / W

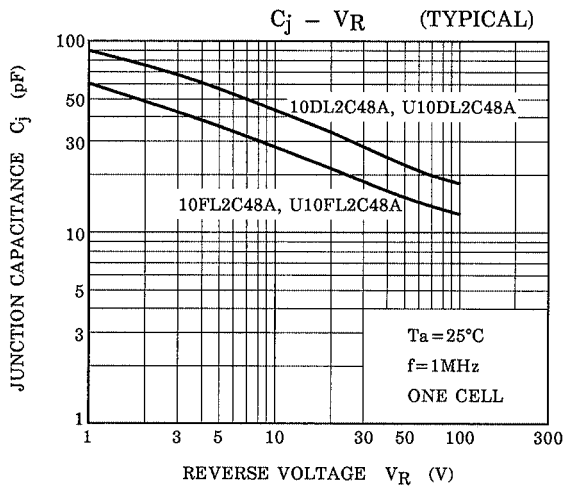
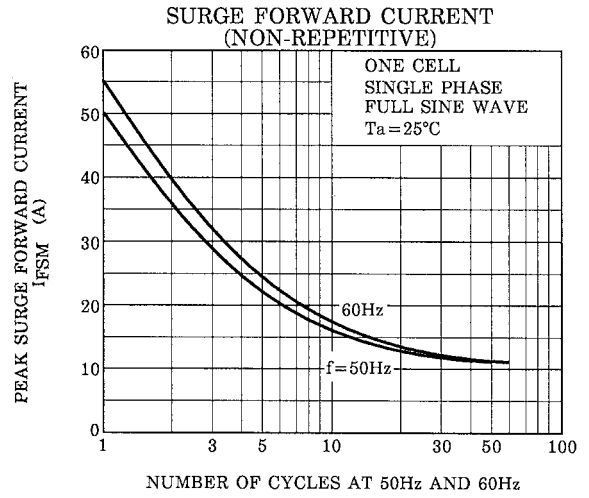
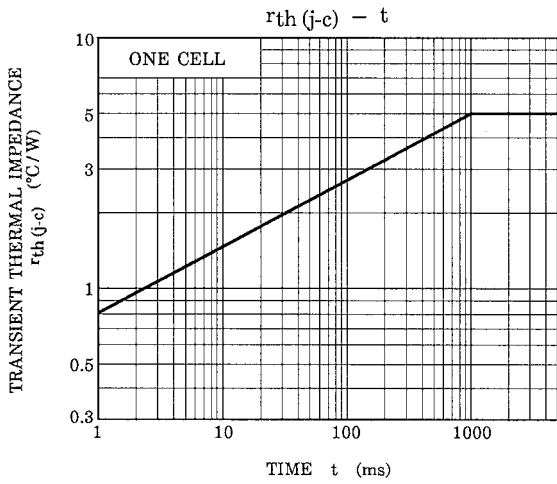
V_{FM}, I_{RRM}, t_{rr}, t_{fr} : A Value of one cell.

MARKING



* 1	MARK	10DL2C	TYPE	10DL2C48A, U10DL2C48A
		10FL2C		10FL2C48A, U10FL2C48A
* 2	A			
* 3	Lot Number □□—Month (Starting form Alphabet A) —Year (Last Number of the Cristian Era)			





This datasheet has been download from:

www.datasheetcatalog.com

Datasheets for electronics components.